

EMERGENCY PHONE NUMBER: 800-720-2417



PIPELINE SAFETY GUIDE

GUÍA DE
SEGURIDAD
DE LA LÍNEA
DE TUBERÍA



Know what's below.
Call before you dig.



MAGELLAN
MIDSTREAM PARTNERS, L.P.

Magellan Pipeline Company, L.P.
Magellan Crude Oil Pipeline Company, L.P.
Magellan Ammonia Pipeline, L.P.

Magellan Pipeline Holdings, L.P.
Magellan Terminals Holdings, L.P.
Magellan Operating Company, LLC

LMP EMERGENCY OFFICIAL - PUBLIC OFFICIAL 2018/2019

ATTENTION EMERGENCY RESPONDERS AND PUBLIC OFFICIALS

You are receiving this brochure because you are an emergency responder or public official located near Magellan's pipeline right-of-way. Magellan strives to enhance public safety and environmental protection through increased public awareness programs. We aim to raise the awareness of our pipeline facilities and help the public better understand the role they can play in contributing to pipeline safety.



Know what's below.
Call before you dig.

UNIFIED INCIDENT COMMAND

As an emergency responder or public official, you know the value of being prepared. Your awareness and understanding of how to respond to a pipeline emergency will enhance your personal safety, as well as others. As a responder or official, you know that emergencies require a joint effort approach. Pipeline emergencies require the coordinated efforts of response agencies and industry experts in order to provide the desired safeguards to the public and environment.

OUR RESPONSE IN AN EMERGENCY

Magellan will immediately dispatch personnel to help handle the emergency of the site. We will also provide information to public safety officials to aid in the response to the emergency. To request a copy of the Magellan Emergency Response Plan within your area contact us at: 888-945-2255 or damageprevention@magellanlp.com.



RESOURCES:

Pipeline Emergencies

www.pipelineemergencies.com

Pipeline Emergency Response Training

www.nasfm-training.org

National Hazardous Material Fusion Center

www.hazmatfc.org

IAFC National Near Miss Program

www.nationalnearmiss.org

IMPORTANT INFORMATION FOR EXCAVATORS IN TEXAS

If you are an excavator in the state of Texas, you need to be aware of the Texas Railroad Commission Damage Prevention Rule (Chapter 18) that can be found at www.rrc.state.tx.us/pipeline-safety/rules

POTENTIAL HAZARDS

Fire and explosions are the greatest hazards for petroleum products, and for certain gases such as butane, propane and anhydrous ammonia. Anhydrous ammonia is also a toxic gas – although it is lighter than air, it may auto-refrigerate in an accidental release and produce a cold, dense, toxic vapor cloud or fog which may concentrate near the ground or in low-lying areas until it warms.



Know what's below.
Call before you dig.

HAZARDOUS MATERIAL QUICK GUIDE

	Product	Leak Type	Vapors	Health Hazards	Information
ERG Guide 128	Crude Oil	Liquid	Heavier than air	Possible presence of H ₂ S, a toxic gas	Extremely flammable liquid or vapor; vapors are heavier than air and may accumulate in low areas and travel considerable distance to ignition source
	Gasoline, Diesel, Jet Fuel, Heating Oil			Irritating to eyes and skin; vapors at high concentration may cause central nervous system effects	
ERG Guide 115	Propane, Butane	Liquid/Gas	Respiratory tract irritant; may cause central nervous system effects		
ERG Guide 125	Anhydrous Ammonia	Liquid/Gas	Lighter than air but can act as heavy gas	Irritant and corrosive to skin, eye, respiratory tract and mucous membranes; may cause severe burns, eye and lung injuries and death	SPECIAL EMERGENCY RESPONDER PROCEDURES: Must wear protective clothing and respiratory protection; stay upwind and use water spray to knock down vapor and dilute

Important Resources

- Material Safety Data Sheets (MSDS) are available by calling (800) 451-8346.
- The Emergency Response Guide (ERG) can be viewed online or purchased at <http://hazmat.dot.gov>.



HOW TO IDENTIFY A PIPELINE IN YOUR AREA

The U.S. Department of Transportation (DOT) requires the use of signs to indicate the location of underground pipelines. Markers like these are located at road, railroad, and navigable waterway crossings. Markers are also posted along the pipeline right-of-way which may not be the exact location of the pipeline. For further information please call 811 to reach your local state one-call center.

THE MARKERS DISPLAY:

The material transported in the pipeline

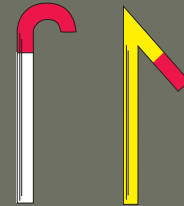
The name of the pipeline operator

A telephone number where the operator can be reached in the event of an emergency

A right-of-way (ROW) is a strip of land where, through a legal agreement, some property rights have been granted to Magellan Midstream Partners, L.P. and its affiliates. The ROW agreement enables Magellan to operate, inspect, repair, maintain or replace the pipeline. The ROW must always be kept free of structures and other physical obstructions.

Encroachments on the pipeline ROW inhibit Magellan's ability to:

- Respond to a pipeline emergency
- Eliminate third-party damage
- Provide ROW surveillance
- Perform routine maintenance
- Perform required federal and state inspections



Markers located near roads, railroads, fences and along pipeline right-of-way

Marker for pipeline patrol plane

Pipeline casing vents

Test Station

WHAT TO DO IN THE CASE OF AN EMERGENCY

In the event you hit our pipeline or see someone working on or near the right-of-way, call us immediately at **800-720-2417**. Even minor dents, chips or scrapes may cause serious problems if not professionally repaired.



Know what's below.
Call before you dig.

EMERGENCY PREPAREDNESS

Magellan continues to establish and maintain contact with appropriate fire, police and other public officials. This communication establishes the responsibility and resources of each government organization that may respond to a pipeline emergency. It also acquaints officials with the abilities of the pipeline operator when responding to an emergency. In all cases, emergency responders are directed to protect people first, then the environment and next property. They also are directed to make safe any actual or potential hazards.

HOW TO RECOGNIZE A PIPELINE LEAK

Although pipeline leaks are rare, knowing how to recognize and respond to a possible leak is a key component in pipeline safety. Trust your senses. You may recognize a pipeline leak by:

SIGHT – Liquid pools, discolored or abnormally dry soil, continuous bubbling in wet or flooded areas, an oily sheen on water surfaces, and vaporous fogs or blowing dirt around a pipeline area can all be indicative of a pipeline leak. Dead or discolored plants in an otherwise healthy area of vegetation or frozen ground in warm weather are other possible signs. *In the case of an Anhydrous Ammonia leak you may experience a burning sensation to the eyes or see a low-lying, dense white cloud or fog originating near the pipeline location.*

Water bubbling



SMELL – An unusual smell, petroleum odor, or gaseous odor will sometimes accompany a pipeline leak. *Anhydrous Ammonia is a gaseous product with a strong, pungent odor similar to household cleaning products, which may cause an irritation in the nasal cavity.*

SOUND – Volume can range from a quiet hissing to a loud roar depending on the size of the leak.

Dead or discolored vegetation



Oily sheen on water



WHAT TO DO IN THE EVENT A LEAK WERE TO OCCUR?

- Turn off any equipment and eliminate any ignition source, if able to do without risk of injury.
- Leave the area by foot immediately. Try to direct any others to leave the area. Attempt to stay upwind.
- From a safe location, notify the pipeline operator immediately.



Know what's below.
Call before you dig.

WHAT NOT TO DO IN THE EVENT A LEAK WERE TO OCCUR?

- **DO NOT** drive into a leak or vapor cloud while leaving the area.
- **DO NOT** come into direct contact with any escaping liquids or gas.
- **DO NOT** attempt to operate any pipeline valves yourself.
- **DO NOT** cause any open flame or other potential source of ignition such as an electrical switch, vehicle ignition, light a match, etc.
- **DO NOT** start motor vehicles or electrical equipment. Do not ring door bells to notify others of the leak. Knock with your hand to avoid potential sparks from knockers.

**Special information for well water users: Be aware that a petroleum smell in your well water is an indication of potential contamination of your drinking water. While numerous sources may cause contamination, if you notice an unusual petroleum-like odor in your drinking water, please call us immediately at 800-720-2417.*

ABOUT MAGELLAN

Magellan Midstream Partners, L.P. and its affiliates are committed to the safe, reliable delivery of natural gas liquids (NGL), liquefied petroleum gas (LPG), refined petroleum products, crude oil and anhydrous ammonia. Our pipelines are designed, installed, tested, operated and maintained according to strict standards employed by our company, the pipeline industry and the federal government. If a pipeline is damaged, it could leak or rupture. That's why it is important to be able to recognize the warning signs of a possible pipeline leak. In addition to preventative maintenance programs, we use cathodic protection systems, conduct in-line inspections as part of a comprehensive integrity management program on the pipeline, as well as use aerial surveillance to monitor activity near our pipeline right-of-way (ROW). Magellan has developed an assessment program known as System Integrity Plan (SIP). The SIP is implemented for areas designated as "high consequence areas" in accordance with federal regulations. Specific information about our program can be found by contacting us through our website, www.magellanlp.com.

SECURITY

You are Magellan's eyes and ears along the pipeline. If you witness any acts of vandalism, loitering or other suspicious activity along the right-of-way or at a pipeline facility, please report it immediately to Magellan at 800-720-2417.



Know what's below.
Call before you dig.



WANT TO LEARN MORE ABOUT PIPELINES OPERATING IN YOUR COMMUNITY?

Visit the National Pipeline Mapping System (NPMS) at www.npms.phmsa.dot.gov. This website provides a list of pipeline operators in your community as well as the location of pipelines and other valuable information. All information for Magellan Midstream Partners can be found under Magellan Pipeline Company, Magellan Crude Oil Pipeline, Magellan Ammonia Pipeline, Magellan Pipeline Holdings, Magellan Terminals Holdings or Magellan Operating Company.

RESOURCES

U.S. Department of Transportation
www.phmsa.dot.gov

National Pipeline Mapping System
www.npms.phmsa.dot.gov

Pipeline 101
www.pipeline101.com

Common Ground Alliance
www.commongroundalliance.com

Association of Oil Pipelines
www.aopl.org

American Petroleum Institute
www.api.org

To request emergency response plans, SDS, accident history, exercise schedule, or LEPC contact information for your jurisdiction, call 918-574-7000.

DAMAGE PREVENTION

Magellan Midstream Partners, L.P. and its affiliates maintain a Damage Prevention Program in accordance with state and federal guidelines. The purpose of this program is to prevent damage to our pipelines and facilities from excavation activities, such as digging, trenching, blasting, boring, tunneling, backfilling, or by any other digging activity.

PIPELINE PURPOSE AND RELIABILITY

According to National Transportation Safety Board statistics, pipelines are the safest method of transporting petroleum. Transmission pipelines safely move approximately two-thirds of the nation's crude oil and refined products.

CALL BEFORE YOU DIG. IT'S THE LAW.

BEFORE YOU DIG, DO YOUR PART...

- ✓ **Call 811:** A free phone call to 811 will start the process to get pipelines marked.
- ✓ **Wait:** Utility companies are allowed 2 working days to locate and mark the worksite.
- ✓ **Respect All Markings:** If a buried pipeline is struck, the owner of that utility should be contacted immediately
- ✓ **Dig With Care:** Unreported damage, including damage to pipeline coating or denting of the pipe, can lead to an accident days or even years later.

Visit www.safeexcavator.com and download the Safe Excavator App for more extensive information about Leak recognition and emergency response information.

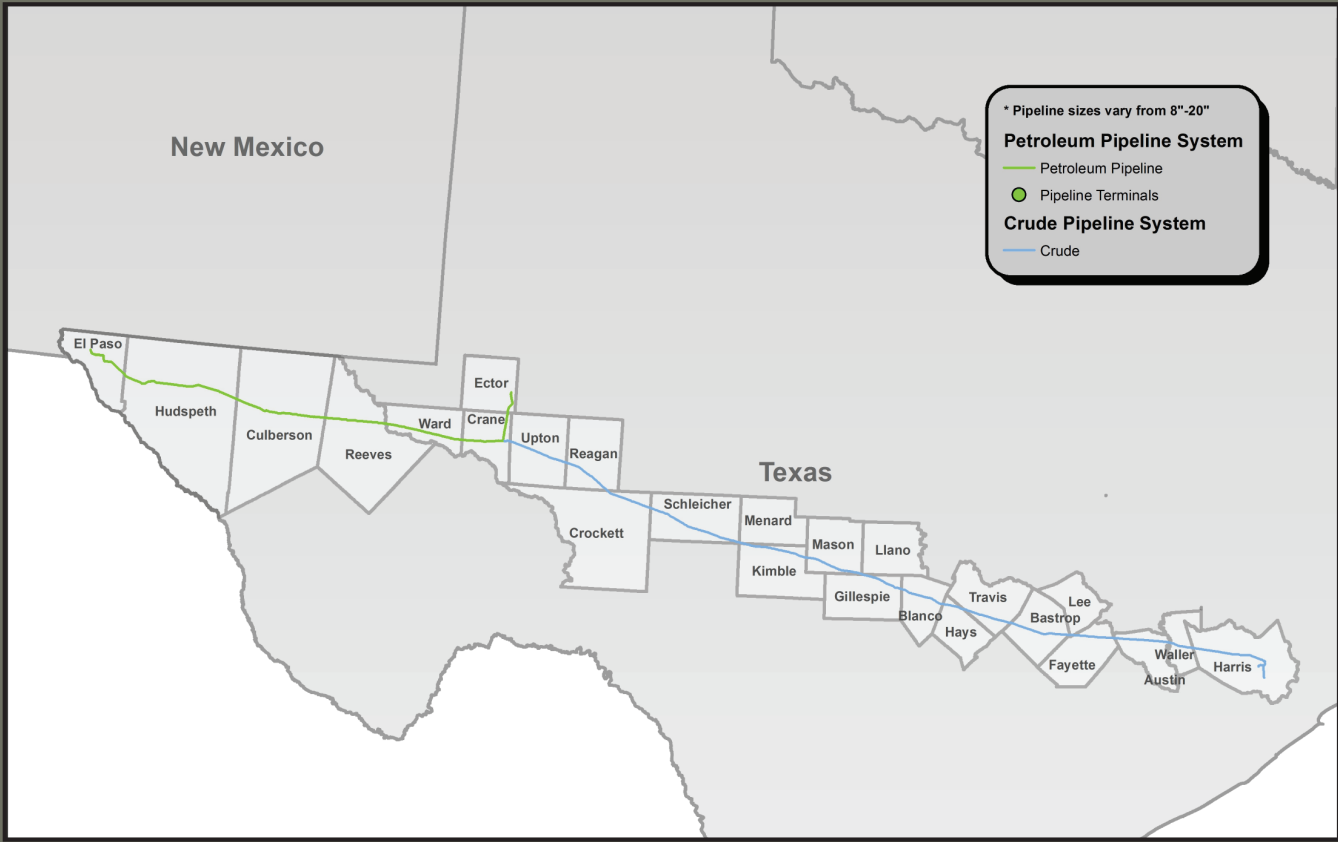


Know what's below.
Call before you dig.



National
Excavator
Initiative
Safety always.









MAGELLAN COVERAGE MAP



To obtain detailed maps of your area, contact us at:

888-945-2255; M-F 6am-6pm CST or damageprevention@magellanlp.com

This color code chart will help determine which utilities have marked their underground utility lines.

 WHITE - Proposed excavation	 ORANGE - Communications, alarm or signal lines, cables or conduit
 PINK - Temporary survey markings	 BLUE - Potable water lines
 RED - Electric power lines, cables, conduit and lighting cables	 PURPLE - Reclaimed water, irrigation and slurry lines
 YELLOW - Gas, oil, steam, petroleum or gaseous materials	 GREEN - Sewer lines



**Know what's below.
Call before you dig.**